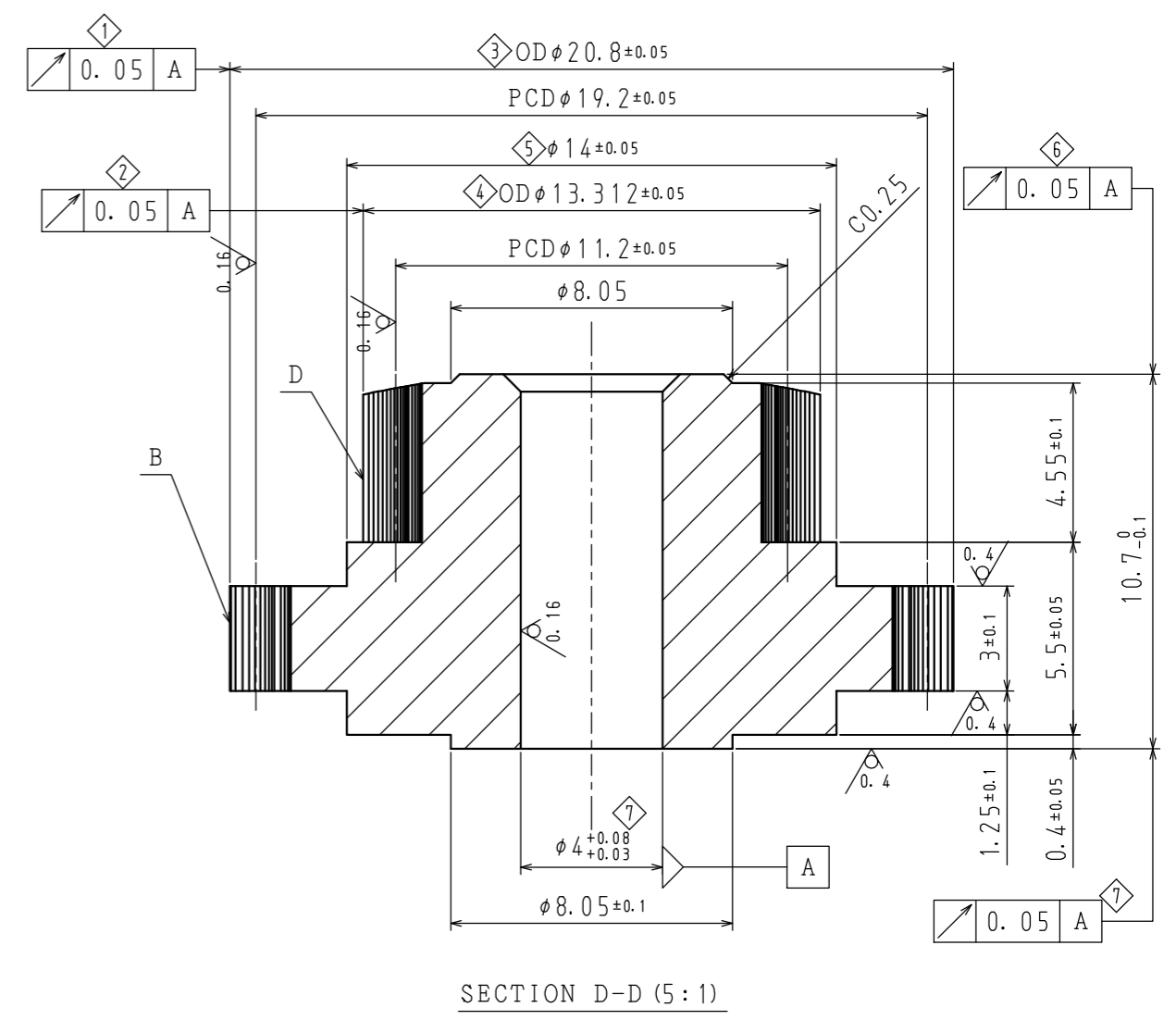
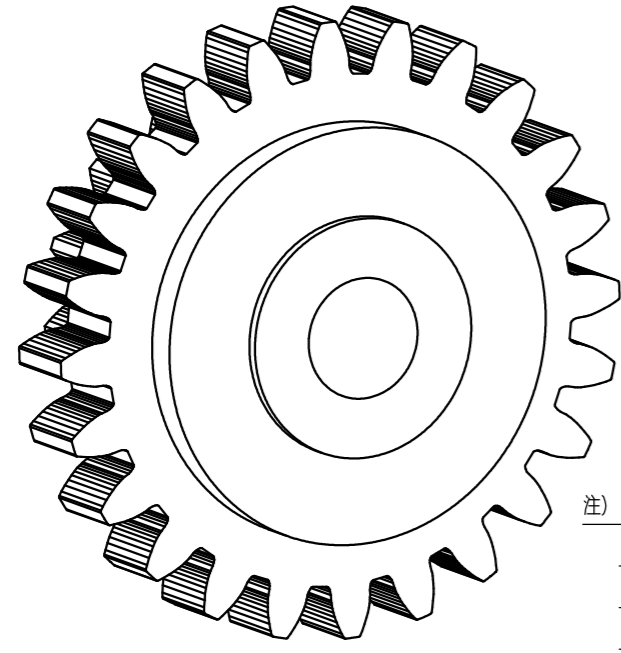




A  
B  
C  
D  
E



- 注) 1. 寸法は標準温湿度状態 20 (2) / 65 (5) の条件での検査寸法を示す。  
 2. BURR絶対不可。  
 3. 表面硬度HRC30 (定められた熱処理)  
 4. 指示無き抜き勾配は寸法公差内で適用すること。  
 5. 環境関連物質については環境関連物質含有証明書の「環境関連物質含有リスト: S46Z-002-00-07」による証明内容を遵守のこと。  
 6. 製造ロット毎に指定材料の使用を管理し、要求された場合は指定材料の使用証明書を提出すること。  
 7. 本図面はSCD図面 [KNDB019801] に該当する。  
 8. ① ~ ⑦ は重要寸法を示す。

- NOTE. 1. THE DIMENSION SHOWS THE INSPECTED UNDER THE CONDITION IN STATE 20 (2) / 65 (5) OF THE STANDARD TEMPERATURE AND HUMIDITY.  
 2. BURR MUST NOT BE APPLIED.  
 3. SURFACE HARDNESS HRC 30 (HEAT TREATMENT SPECIFIED).  
 4. DRAFT SHOULD BE WITHIN TOLERANCE THE RANGE OF THE ALLOWANCE.  
 5. ENVIRONMENTAL-RELATED SUBSTANCES MUST BE STRICTLY CONTROLLED ACCORDING TO 'ENVIRONMENTAL-RELATED SUBSTANCES LIST : S46Z-002-00-07'.  
 6. USE OF THE SPECIFICATION MATERIAL FOR EACH MANUFACTURING LOT IS CONTROLLED, AND SUBMIT THE USE CERTIFICATE OF SPECIFICATION MATERIAL.  
 7. THIS DRAWING CORRESPOND TO No. KNDB019801 OF SCD-DRAWING.  
 8. ① ~ ⑦ ARE THE IMPORTANT DIMENSIONS.

NOMINAL DIMENSION	TOLERANCES FOR PLASTIC	
	MEDIUM	COARSE
0 < DIM ≤ 3	±0.07	±0.15
3 " 6	±0.09	±0.18
6 " 10	±0.1	±0.2
10 " 18	±0.17	±0.25
18 " 30	±0.15	±0.3
30 " 50	±0.2	±0.4
50 " 80	±0.25	±0.5
80 " 120	±0.3	±0.6
120 " 180	±0.35	±0.7
180 " 250	±0.4	±0.8
250 " 400	±0.5	±1
400 ≤		

MATERIAL		SURFACE TEXTURE		0.8/0.16/0.4	
SMF5040		HEAT TREATMENT			
QMP		SURFACE TREATMENT			
SEAA260A01					
TYPE					
UNLESS OTHERWISE NOTED, C=					
No. PER UNIT	No. OF REQUIRED	SYM	No. OF REV.	DESCRIPTION	EC. No.

REF. DRAWING	PROJECT NO.	TITLE
KNDB019801		SPUR_GEAR-1W
PROJECTION	UNIT	SCALE
TS	mm	5:1
SECTION	TOLERANCE	
DESIGN	CHECKD	
D. CHUNG	2018.2.28	

DRAWING No.	ID No.
M77A035A01	01/03

RELEASE OF DRAWING SHEET