Nidec Sankyo Confidential
DO NOT COPY AND/OR DISTRIBUTE THIS MATERIAL WITHOUT PRIOR WRITTEN CONSENT OF Nidec Sankyo.

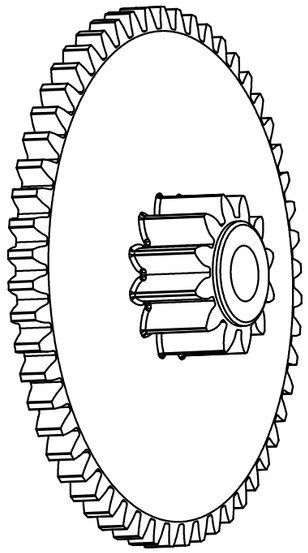

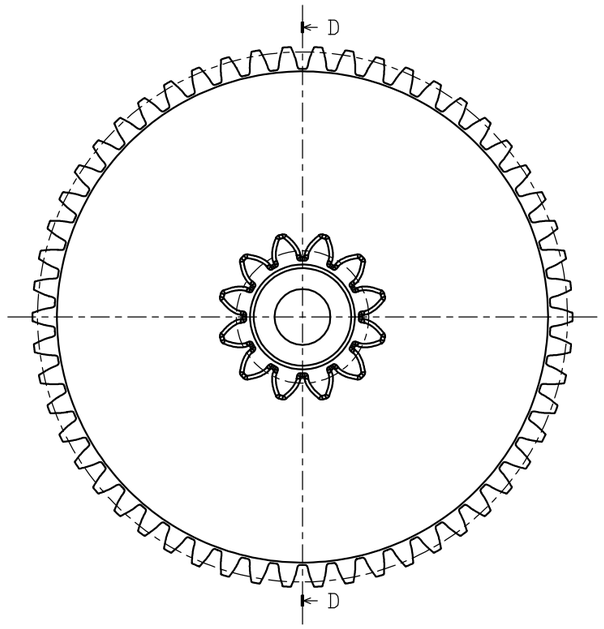

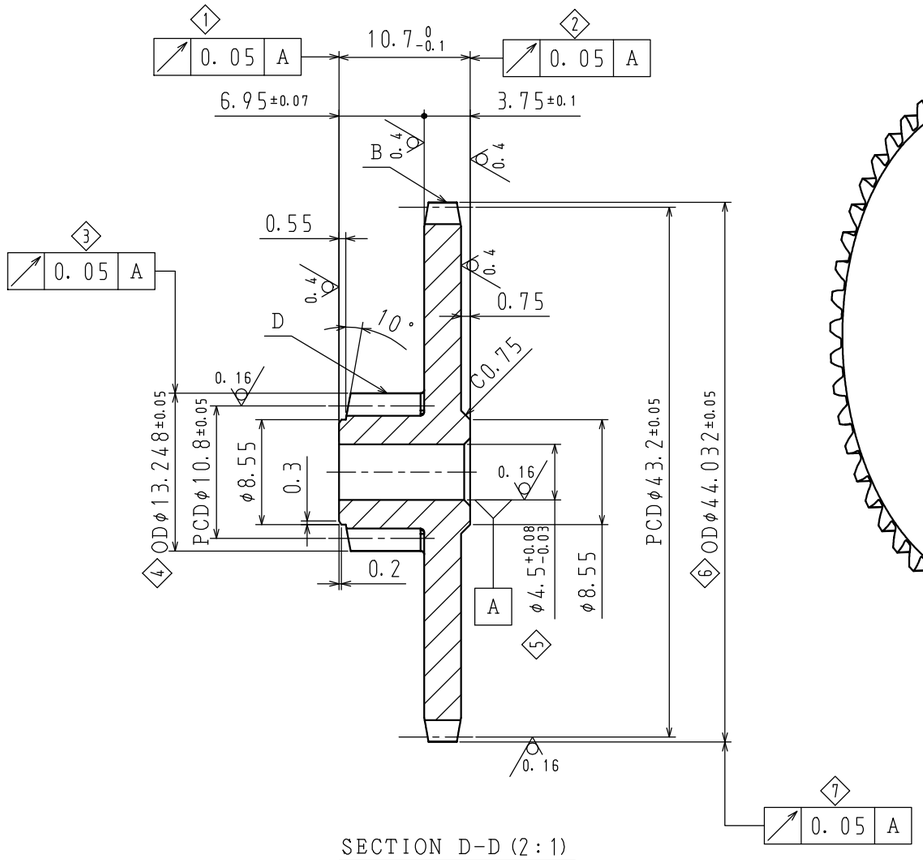

SECTION D-D (2:1)

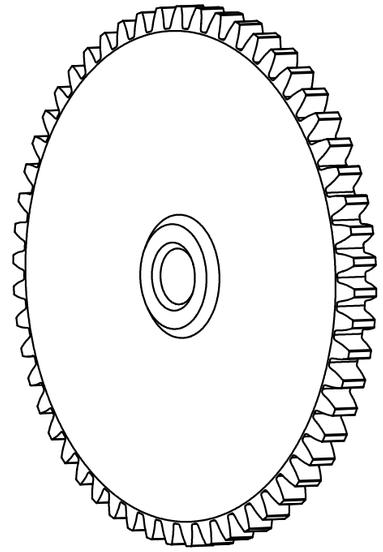

注) 1. 寸法は標準温湿度状態20 (2) ／65 (5) の条件での検査寸法を示す。
2. BURR絶対不可。
3. 指示無き抜き勾配は寸法公差内で適用すること。
4. 環境関連物質については環境関連物質含有証明書の
『環境関連物質含有リスト：S46Z-002-00-07』による証明内容を遵守のこと。
5. 表面硬度HRC30 (定めされた熱処理)
6. 製造ロット毎に指定材料の使用を管理し、要求された場合は指定材料の使用証明書を提出すること。
7. 本図面はSCD図面 [KNDB019601] に該当する。
8. ◇1 ～ ◇7 は重要寸法を示す。

NOTE. 1. THE DIMENSION SHOWS THE INSPECTED UNDER THE CONDITION IN STATE 20 (2) /65 (5) OF THE STANDARD TEMPERATURE AND HUMIDITY.
2. BURR MUST NOT BE APPLIED
3. DRAFT SHOULD BE WITHIN TOLERANCE THE RANGE OF THE ALLOWANCE.
4. ENVIRONMENTAL-RELATED SUBSTANCES MUST BE STRICTLY CONTROLLED ACCORDING TO 'ENVIRONMENTAL-RELATED SUBSTANCES LIST : S46Z-002-00-07.
5. SURFACE HARDNESS HRC 30 (HEAT TREATMENT SPECIFIED).
6. USE OF THE SPECIFICATION MATERIAL FOR EACH MANUFACTURING LOT IS CONTROLLED, AND SUBMIT THE USE CERTIFICATE OF SPECIFICATION MATERIAL.
7. THIS DRAWING CORRESPOND TO No. KNDB0196101 OF SCD-DRAWING.
8. ◇1 ~ ◇7 ARE THE IMPORTANT DIMENSIONS.

TOLERANCES FOR PLASTIC

NOMINAL DIMENSION	TOLERANCE MEDIUM	TOLERANCE COARSE
0 < DIM ≦ 3	±0.07	±0.15
3 〃 6	±0.09	±0.18
6 〃 10	±0.1	±0.2
10 〃 18	±0.12	±0.25
18 〃 30	±0.15	±0.3
30 〃 50	±0.2	±0.4
50 〃 80	±0.25	±0.5
80 〃 120	±0.3	±0.6
120 〃 180	±0.35	±0.7
180 〃 250	±0.4	±0.8
250 〃 400	±0.5	±1
400 ≦		

MATERIAL	SMF5040 QMP
SURFACE TEXTURE	0.8 (0.16 0.4)
HEAT TREATMENT	
SURFACE TREATMENT	
TYPE	SEAA260A01
UNLESS OTHERWISE NOTED, C=	
REF. DRAWING	KNDB019601
PROJECT NO.	
PROJECTION	
UNIT	mm
SCALE	2 : 1
TOLERANCE	
SECTION	TS
TITLE	COMPOSITE_GEAR-3W
DRAWING No.	M77A033A01
ID No.	01/03
RELEASE OF DRAWING	
SHEET	

No. PER UNIT	No. OF REQUIRED	SYM	No. OF REV.	DESCRIPTION	EC. No.	DATE	DESIGN	APPR

APPR			CADCHK	
DESIGN	D. CHUNG	2018·2·27	CHECKD	

日本電産サンキョー株式会社 NIDEC SANKYO CORPORATION

100A002BE01